

MaiPDF Introduction

Let PDF files to be shared online, and limit the reading viewability

Why People need MaiPDF

1. People don't want the pdf files to be forwarded
2. People don't want the pdf file to be kept by others
3. People don't want make some files to be copied to others
4. People want to track how the files are being read
5. People don't wish to pay money

MaiPDF.com

Secure PDF Old Version IP-SPY-Tools 中华版本

MaiPDF lets PDF files to be Shared in "view-only"

Upload PDF files and sharing with by links
Features of no printing, no saving
Limited reading times, and reading session

Start MaiPDF

Open Records

How to MaiPDF

How it works:

- 1 Upload MaiPDF> To upload your pdf files .
- 2 Set up the Reading restriction. You can set up how many times a pdf file to be opened, and what is the length for each reading period
- 3 and Click "Create" for making your file as a readable link





First Step: Upload your PDF file

Simply by clicking "Choose File" to select and upload your file

NO FILE SELECTED.

Please Upload Pdf files within 5M

Second Step : Set Up reading times and each period of length

			
File Name	Number of opens	Each Reading Time	Making Link
<input type="text" value="Click 'Upload' in Step One"/>	<input type="text" value="Integer Number to Read"/>	<input type="text" value="Reading period in (seconds)"/>	<input type="button" value="Create"/>

What after sharing

After you send the PDF link to the others, you can track on how many times has this file be read, and MaiPDF recording each reader's ip address and reading time(UTC-8).

Maipdf-Result Check

We can check who read what at when!

identifier which after =, (eg:XXX)

Search

<https://www.maipdf.com/pdf/?email=49b2caa23c279d88d31958255bd18d01>

Your Reading link is Created